



XS2 STYLEGUIDE








Logo usage

The logo is to be used on a white background, with no exceptions at this time. The text of the logo aligns where the angled lines of the cube meet the 'armpit' of the letter X. The height is determined by the vertical lines of the cube, which match the height of the letter X.

 Our fav icon is just the cube by itself.

Font: Open Sans

For our main text, we commonly use Open Sans as font. Font weight can be light, regular or bold. The latter is used for headings, the other two depend on the context, size and readability. There are no strict rules at this time. Default font color is  #212529

		hex	CMYK	RGB
Colors we use	 Light blue	#5994de	63 34 0 0	89 148 222
	 Blue	#2881b3	81 41 12 0	43 130 179
	 Grey	#525252	65 57 56 33	82 82 82
	 Green	#62cb92	59 0 58 0	106 194 143

Icon usage

For our icons, we rely on Font Awesome. This is a free to use icon font, available for download at www.fontawesome.com

Referring to our company

Please write XS2 Exchange when referring to our company. Not just XS2. Note the use of capital letters, they are equally important to us.

For any style related questions, please reach out to martijn@xs2.exchange, for any other questions: bart@xs2.exchange.